



VINOVO-POP REPORT 2023

Authors

Ollero Erica

Tahiraj Blendona

Villanova Chiara

Visconti Michela



The statute of Vinovo is marked by the characteristics of the population who lives in it, by the traditions and local habits, by the maintaining and development of historical and cultural value while respecting the different societal background of the territory.



MISSION STATEMENT



Table of contents

1. What is a popular financial report	4
2. A letter from the Mayor	4
3. City officials	5
4. Our city.....	6
a. Population	6
b. Quality of life	7
c. History	8
d. Geographic location	8
e. Economy.....	9
f. Households	9
5. Public administration group	10
a. Description	10
b. Results achieved.....	11
c. Personnel	11
6. Financial statements	12
a. Credit-Debt ratio.....	12
b. Balance sheet composition	12
c. Income statement	13
d. PNRR – Piano Nazionale di Ripresa e Resilienza	14
7. Services	15
a. Civic services	15
b. Public order and safety	15
c. Policies on education	15
d. Sustainable development and protection of the territory and the environment	16
e. Transportation and mobility.....	16
f. Social policies	16
g. Youth policies, sport and leisure	17
h. Services for work and professional education	17
8. Dissemination plan	18
9. Methodology	18
10. Contacts and Office hours	19

If you are interested in a specific chapter or paragraph of this report, click on the title to find out more.



What is a Popular Financial Report

The **Popular Financial Report** is a document which aim is to inform in a transparent and straightforward manner the citizens of the Municipality of Vinovo. This report has been developed for all of the people who have an interest in the municipality in order to understand the contents of the document and be updated about the services, allocation of resources and more general information about the territory.

A letter from the Mayor

Dear Citizens,

on behalf of the Administration of Vinovo, I am pleased to present the Popular Annual Financial Report for the year 2023. In order to promote the principle of transparent administration we have decided to provide citizens with this report that aims to provide an easy-to-understand overview of the last administrative year. This report has the objectives of informing the public of the administrative activities, engaging stakeholders and encouraging discussion.

The report is based on data that are based on the previous Administration and on financial statements approved before the elections in June after which the new, current Administration was established.

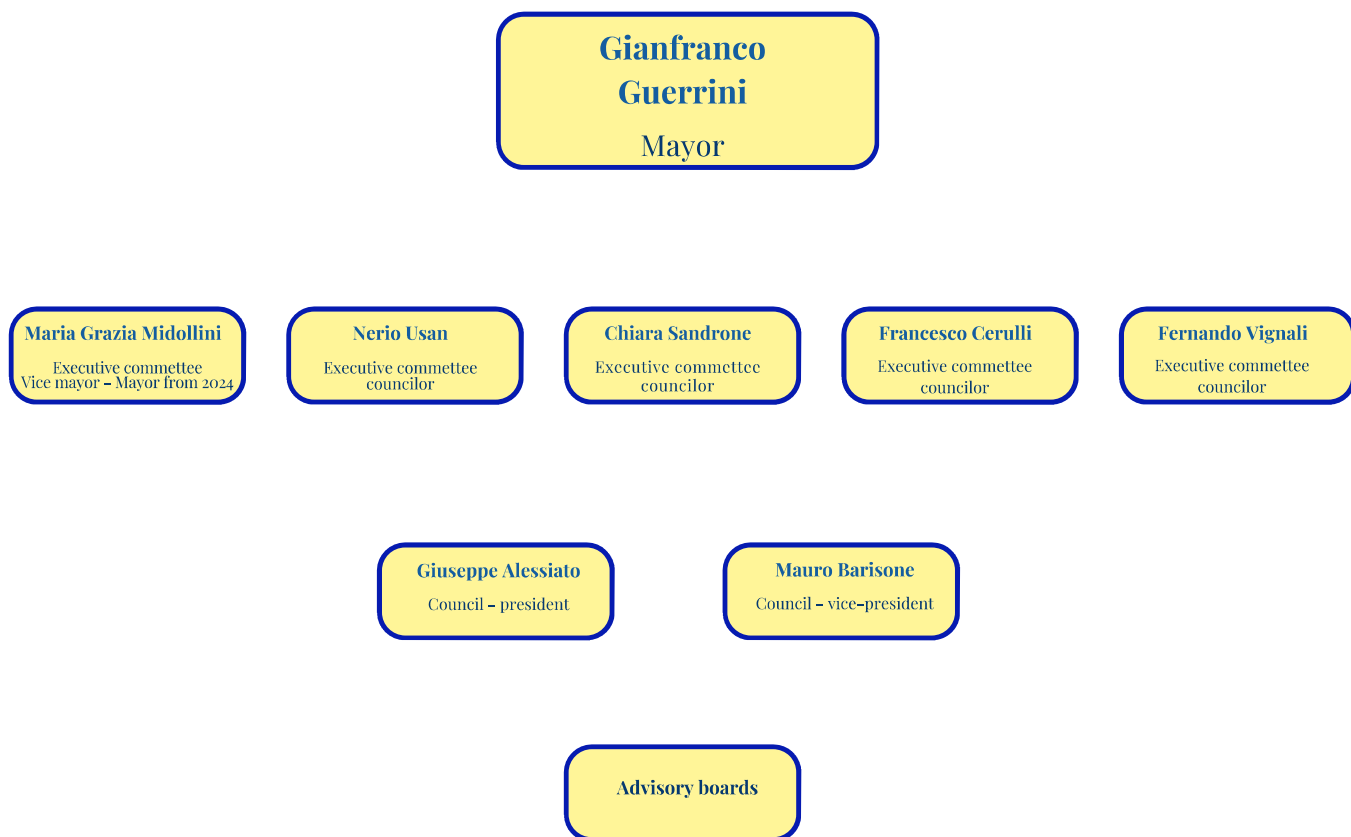
The report is divided in four sections: an overview of the Town, the financial statements, the services offered and the dissemination plan, at the end an explanation of how the work has been carried out is provided. Within these pages you will find statistical data that conforms to generally accepted accounting principles. Our hope is that engaging with you in this way will lead to a stronger sense of trust and encourage everyone to participate in our community's growth.

We kindly thank you for your attention,

The Mayor

City Officials

Here are represented the city officials who were in charge during the 2023 administrative year.



The **Mayor** is responsible for the administration of the municipality.

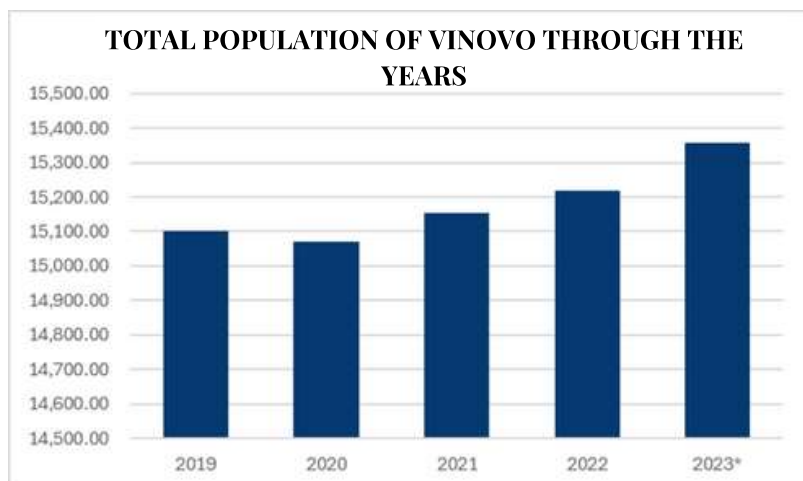
The **Executive Committee** carries out all the acts falling within the functions of the government bodies, not including those reserved to the competences of the Council, Mayor or other bodies. It communicates annually to the Council the activities delivered and collaborates with the mayor in the activation of the general guidelines of the council.

The **Council** is composed of 17 people elected by the population every 5 years.




Advisory boards represent the population and their objective is to maintain a continuous relationship between the administration and the citizens, giving voice to projects, ideas and initiatives which could interest the citizens. Particularly the municipal has an advisory board dedicated to the environment and culture.

Our City

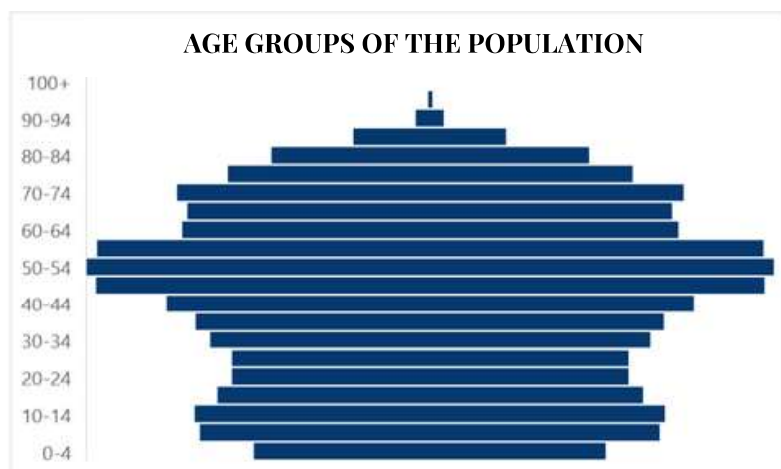
The population



In the last five years, the Municipality has observed an **increase** in population. The only exception is in 2020 due to the Covid pandemic. It should be noted that the increase in population is due to the **immigration** flow in the towns and not to the births.

Females 	Males 	Total 
7.788	7.431	15.219

The average population is **45 years old**, which is in line with the Italian average of 46.6 years and **foreigners** make up **4.2%** of the total population.

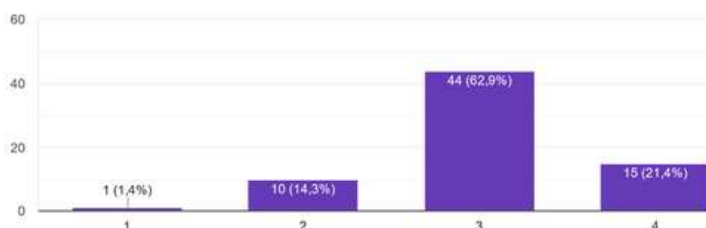


Quality of Life

After having proposed a survey to Vivovo's population, we were able to analyse their satisfaction as regards their quality of life in the municipality.

In particular, we asked their overall degree of satisfaction and their opinion on two key aspects managed by the public administration: **safety and waste management**.

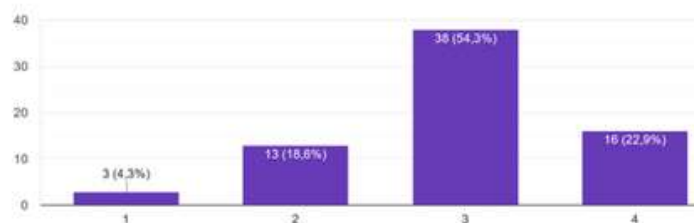
Quanto sei soddisfatt* della qualità della vita?
70 risposte



How satisfied are you of the quality of life?

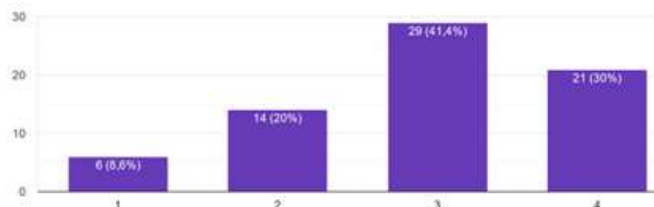
How satisfied are you of safety?

Quanto sei soddisfatt* della sicurezza?
70 risposte



How satisfied are you of the waste collection system?

Quanto sei soddisfatt* del sistema di raccolta rifiuti?
70 risposte



In order to obtain a more in dept insight about citizens' opinion, we asked them to quote which are the strengths and weaknesses of the city.

Analysing their answer, we can report that the strongest positive aspects are the presence of many **green areas** and **quiet and peacefulness** of the environment despite being close to the metropolitan area of Turin.

When asked what they would change about the municipality, the most common answer was the **public transportation**, which is currently not controlled by the administration, followed by the **lack of sufficient spaces** dedicated to the younger generation.

History

Vinovo is one of the 312 municipalities of the province of Turin and its history dates to the V century A.D.

In 1040 the marquises of Romagnano donated pieces of land to the Abbey of San Siliano referring to them as Vicus Novus.

In 1400, Della Rovere family takes control of the territory which will last until 1692.

When Duke Ludovico of Savoy in 1458 granted statutes to the citizens, the municipality was officially established.

After the default of the Della Rovere family the territory passed to the Counts of Lanze and later to the Order of Mauritian Knights until the 1800.

In the XIX century the increase of industrial activities related to ceramics, furnaces and silk factories lead to significant population growth which initiated a public infrastructure development with the construction of new buildings, including the Town Hall and schools.

Following the bombing occurred in 1941, the reconstruction brought to the establishment of new industries which employed many workers.

Starting from the 1950s, lots of immigrants moved to the town, reason why the population went from around 2.500 in 1940 to the current 15.000.

What once was an agricultural community is today an on-growing city moving toward innovation.



Della Rovere Family's coat of arms



Duke Ludovico di Savoia



Order of Mauritian Knights' coat of arms

Geographic location



Vinovo's municipality is in Piedmont, more specifically in the province of Turin and it also includes subdivisions such as: Garino, Tetti Borno, Tetti Grella, Tetti Rosa, Villaggio Ippico, Villaggio Dega and Torrette.

The total surface is 17,66 Km² and the population density is 845,9 per Km².

Its territory is crossed by Chisola river, one of the affluents of Po river.

The Economy

In the area of the municipality are available different areas dedicated to trade:

Trades in public area:

- local markets,
- flea markets,
- circus,
- fairs.

Trades in private area:

- shops,
- malls,
- online sales,
- sales of secondhand goods,
- home sales.

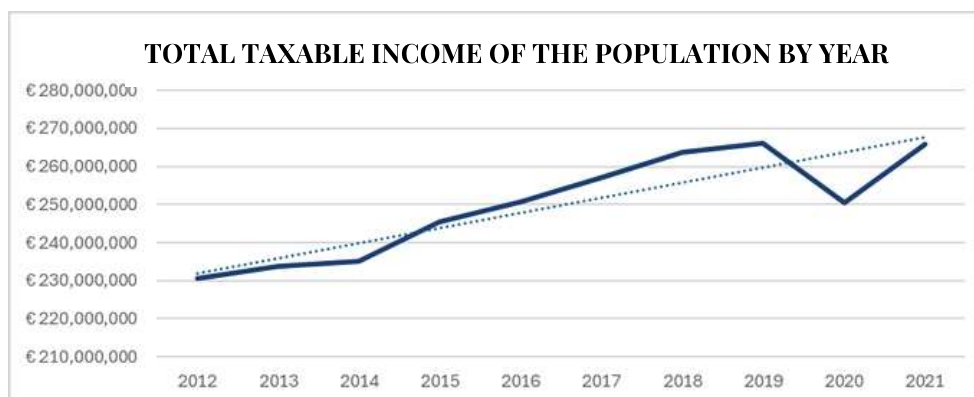
Services to the public:

- bar and restaurants,
- associations,
- hotels,
- guest houses,
- arcades.



Households

The total income of households in the past 10 years shows a quite constant growth



Public Administration Group

The Municipality of Vinovo draws up a consolidated financial statement every year.

A **consolidated financial statement** is a document which sums up the financial results of different public entities and firms linked together after necessary adjustments.

In the above-mentioned document we also find the indication of **own capital** which is the funding raised by an entity net of debt and other liabilities.

The main components of the public administration groups in the consolidated area are:

Public administration group	% participation	Own capital
CISA 12	20,27%	796.617,53€
COVAR 14	5,88%	9.616.471,75€
GRUPPO SMAT s.p.a	0,14626%	345.533.762,00€

From the consolidated financial statements were excluded the following entities:

- Agenzia della Mobilità Piemontese,
- AIDA Ambiente s.r.l.,
- ATO-R,
- Consorzio Turismo Torino e Provincia,
- Pegaso 03,
- Risorse Idriche s.p.a.,
- Società Acque Potabili,
- Trattamento Rifiuti Metropolitani s.p.a..

These entities are not included in the consolidated statements either because the participation of the Municipality is too low, or because they are controlled by one of the companies included and their results are therefore already in the area of consolidation.

Description

CISA12 (Consorzio Intercomunale Socio-Assistenziale)

This service is thought of for the citizens who are facing family, financial, social and educational issues. CISA 12 aims to help people understand their needs and intervene to support them.

COVAR 14 (Consorzio di Area Vasta)

COVAR ensures the management of urban waste throughout the whole process: from the collection to the disposal of the waste.

GRUPPO SMAT s.p.a.

SMAT oversees the supply of water and the process of collection and purification of wastewater and its redistribution.

Results achieved

	Vinovo Municipality	COVAR 14	CISA 12	SMAT Group	Aggregate	Consolidation changes	Consolidated
Positive operating components	10,216,328 €	2,331,627 €	1,890,113 €	739,606 €	15,177,673 €	-315,307 €	14,862,367 €
Negative operating components	11,798,376 €	2,584,514 €	1,852,451 €	662,382 €	16,897,723 €	-253,710 €	16,644,013 €
Operating result	-1,582,048 €	-252,888 €	37,662 €	77,225 €	-1,720,049 €	-61,597 €	-1,781,646 €

The **operating results**, which is the income from the ordinary activities carried out by the entities, are overall negative. This is something which should be improved in the following years.

Personnel

The Municipality of Vinovo, through the PIAO (Piano Integrato di Attività e Organizzazione) allows the planning activity of the public administration groups to be coordinated, ensuring the better quality and transparency of services to citizens, to achieve the overall purpose of satisfying the needs of the community and of the territories.

Vinovo has itself set **4 goals** to include in the employment plan:

1. **Work environment:** Avoid pressure, harassment, and mobbing in the workplace, taking the necessary provisions in case of reports,
2. **Hiring:** Ensure the presence of at least a third of female employees and to not have professions in which it is possible to have only men or women. During the personnel selection, don't favor one gender or the other, also by not including specific physical requirements for access to particular professions,
3. **Time flexibility:** Promote work schedule flexibility, raising awareness of paternity and maternity issues,
4. **Communication:** Commitment to sharing information and results related to equal opportunities through the organization's primary communication channels.

We can also find a subsection focused on fighting corruption and enhancing transparency, in order to promote integrity in behavior and implement effective prevention measures, such as the PNA (Piano Nazionale Anticorruzione) and the publication of updated data and documents from public administrations.

The organizational structure of the municipal personnel aims to be as simple as possible, minimizing the number of organizational units to six: **Administrative Area, Economic - Financial Area, Technical Area, Technical Maintenance Area, Supervision Area and Socio-Cultural Area.**

1.653.761€ for personnel expenses

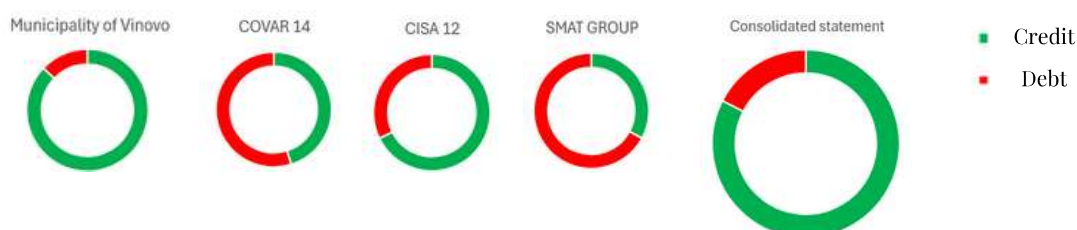
45 employees

Financial Statements

Credit/debt ratio

	Vinovo Municipality	COVAR 14	CISA 12	SMAT Group	Aggregate	Adjustmnets	Consolidated
Credit	22.431.158,11 €	430.839,91 €	1.292.048,41 €	406.690,36 €	24.560.736,79 €	- 71.485,88 €	24.489.250,91 €
Debt	3.310.317,26 €	524.022,27 €	615.326,34 €	829.308,93 €	5.278.974,80 €	- 111.367,64 €	5.167.607,16 €
Debt/Credit ratio	14,76%	121,63%	47,62%	203,92%	21,49%	155,79%	21,10%

Looking at the different entities involved, we can notice how they are in different financial position. From a consolidated point of view, the overall financial status is positive, with a much **higher percentage of credits compared to the debts**.



Balance sheet composition

	Vinovo Municipality	COVAR 14	CISA 12	SMAT Group	Aggregate	Adjustmnets	Consolidated
Fixed assets	64.390.557,91 €	332.612,94 €	75.592,53 €	1.530.344,08 €	66.329.107,46 €	- 1.912.222,76 €	64.416.884,70 €
Current assets	27.707.568,23 €	2.201.991,60 €	1.788.634,86 €	583.623,84 €	32.281.818,53 €	- 71.485,88 €	32.210.332,65 €
Accrued and deferred income	- €	5.076,82 €	- €	1.179,55 €	6.256,37 €	- €	6.256,37 €
Equity	57.147.759,84 €	806.384,53 €	601.315,57 €	1.115.660,57 €	59.671.120,51 €	- 1.872.341,00 €	57.798.779,51 €
Provisions	1.630.600,19 €	837.249,79 €	503.659,11 €	29.457,27 €	3.000.966,36 €	- €	3.000.966,36 €
Severance fund	- €	62.292,93 €	- €	13.139,40 €	75.432,33 €	- €	75.432,33 €
Debt	3.310.317,26 €	524.022,27 €	615.326,34 €	829.308,93 €	5.278.974,80 €	- 111.367,64 €	5.167.607,16 €
Accrued and deferred loss	30.009.448,85 €	309.731,85 €	143.926,35 €	127.581,31 €	30.590.688,36 €	- €	30.590.688,36 €
Total assets/E+I	92.098.126,14 €	2.539.681,36 €	1.864.227,39 €	2.115.147,47 €	98.617.182,36 €	- 1.983.708,64 €	96.633.473,72 €

At a consolidated level, **most of the assets are fixed and originate from the Municipality** meaning that the investments accumulated by the town are way higher (about double) than the current assets, i.e. those assets that are going to be useful for less than a year.

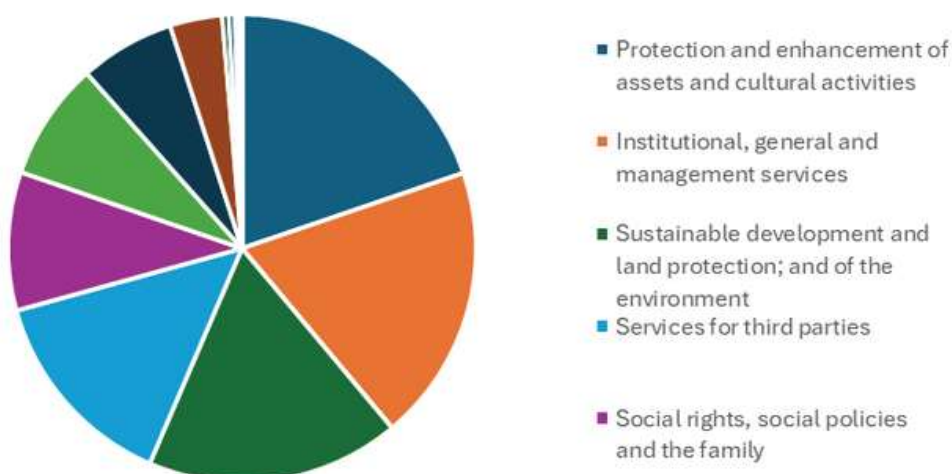
In the table above are described some of the key components of a balance sheet:

- **fixed assets** - long term resources available to the entity,
- **current assets** - are only used in the short term and they include credits,
- **accrued and deferred income/losses** - inflows or outflows of cash referred to the future year,
- **equity** - the net worth of the entity,
- **provisions** - funds kept aside as safeguard for probable future risks,
- **severance funds** - a fund that will be paid to employees when they finish their contract,
- **debts**.

Income statement

	Payments referring to the year
Protection and enhancement of assets and cultural activities	2,371,492 €
Institutional, general and management services	2,296,479 €
Sustainable development and land protection; and of the environment	2,103,681 €
Services for third parties	1,710,960 €
Social rights, social policies and the family	1,147,049 €
Education and the right to study	979,448 €
Transport and mobility rights	788,141 €
Public order and safety	433,335 €
Youth policy, sport and leisure	53,816 €
Tourism	53,816 €
Civil assistance	31,610 €
Economic development and competitiveness	13,863 €
Public debt	5,463 €
Policies for employment and professional training	5,094 €
Spatial planning and housing	0 €
Energy and diversification of energy sources	0 €
Funds and provisions	0 €
Total	11,955,099 €

In the above income statement are highlighted the major expenses divided by area which allows to see the priorities of the administration as regard the services that the municipality offers. Both in the table and in the graph they are ordered in a way to highlight the sectors in which the Administration invests more resources.



Piano nazionale di ripresa e resilienza - PNRR



PNRR, which translates to National Recovery and Resilience Plan, is an initiative of the European Union to **boost economic growth and investments** after the COVID-19 pandemic crisis. The Municipality of Vinovo has planned several projects funded through the PNRR.



	PNRR fundings	Other fundings	Toral costs
Demolition and rebuilding of Gramsci middle school	5.538.500,00 €	753.500,00 €	6.292.000,00 €
Energy requalification of Gioanetti middle school	990.000,00 €	0,00 €	990.000,00 €
Renovation of former Cottolengo hospice	9.311.007,80 €	0,00 €	9.311.007,80 €
Renovation swimming pool roof	90.000,00 €	45.016,88 €	135.016,88 €
Roundabout	220.000,00 €	220.000,00 €	440.000,00 €
Bike lane	407.000,00 €	103.000,00 €	510.000,00 €
Public nursery	1.804.000,00 €	356.000,00 €	2.160.000,00 €
Total costs	18.360.507,80 €	1.477.516,88 €	19.838.024,68 €

In this table the main projects funded by the PNRR are reported to show how the administration is employing these funds to improve the community. We can notice how there's a strong focus on **school infrastructures**.



Nursery financed using PNRR funds

Source: Torino Cronaca

Services

Civic services

Vinovo's citizens can benefit of its **registry office** in which they can ask for the emission of a wide range of documents: birth and wedding registrations, certificates of citizenship, residence, civil status, family status and marital status, cohabitation, civil union registration.

Public order and safety

The municipality provides a security service thanks to the presence of the **municipal police** which oversees the vigilance of the city, particularly during the day of the local market, road accident assessments, school supervision and road education, prevention and sanctions.

Policies on education

Several policies regarding educational assistance, transport to schools and school activities are considered. Indeed, the municipality offers a **PiediBus** service which allows kids attending Don Milani primary school to go to school by foot without being accompanied by their parents thanks to the supervision of volunteers. This initiative has the aim of educating kids to a healthy lifestyle and to sustainability.

Moreover, the municipality takes care of the **canteen system** in schools, a **pre and after school** service and **assistance to minors with disabilities** and **contributions to support school activities**.

One more education service is the **Third Age University** which offers a wide range of courses from which retired people can choose.



Sustainable development and protection of the territory and the environment

The municipality of Vinovo is committed to create a more sustainable community, some of the examples of how the initiatives with this aim are:

- The presence on the territory of many bicycle paths which aims at encouraging the use of bicycles for movements within the municipality.
- We can find in three different strategic points the “**Water Points**” aimed at encouraging the consume of zero kilometer tap water.
- Citizens can request the use concession of private areas to be used as gardens for family purposes and use.



Transportation and mobility

Despite the municipality has no direct control on transportation, it does offer some agevolations for specific categories of citizens: people with handicaps can request a card that allows them to use the **public transportation without purchasing the ticket**, the card allows them to have an escort as well who also rides for free.

Special parking spots around the city are reserved for pregnant woman and parents with children under two years of age, the permit to be shown on the car can be requested to the municipality.



Social policies

The municipality provides many services for families and young people. Worth mentioning is **Informagiovani** the office of which is in the public library. Its service allows for the consultation of work offers, volunteering options, organisation of refresher courses for the unemployed and management of the voluntary civic services.

Other public services offered include the residential care facility, maternity benefit and exemption from co-payments and healthcare services

Moreover the municipaty offers to citizens with low income the possibility of renting a house with agreed rent leases which offers lower rent costs than the market and **tax incentives** for landlords and tenants.

Youth policies, sport and free time

The municipality provides spaces available to be used by citizens for recreational activities, in particular these spaces include a **multifunctional room** (available for cultural activities), **municipal gyms** and a **public library**.

On the territory are also organized some free time activities like a local **children's choir** and **craft markets**.

Services for work and professional education

Through the **Informalavoro** and Informagiovani portals, the Municipality of Vinovo helps unemployed people to put themselves in the work market via professional courses and assistance in finding job offers.



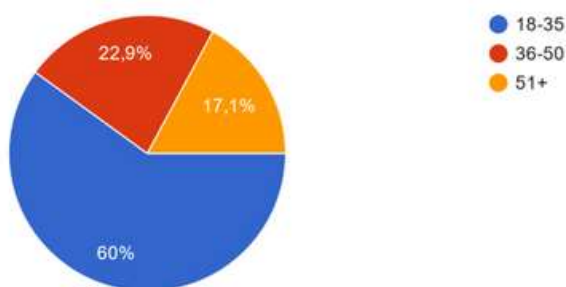
Dissemination Plan

To share the information collected in the Vinovo-POP report, it will be made available in digital form on the website of the municipality, the social media pages of the town and the registry office. Moreover, the document will be shared with the entities involved in the provision of public entities.

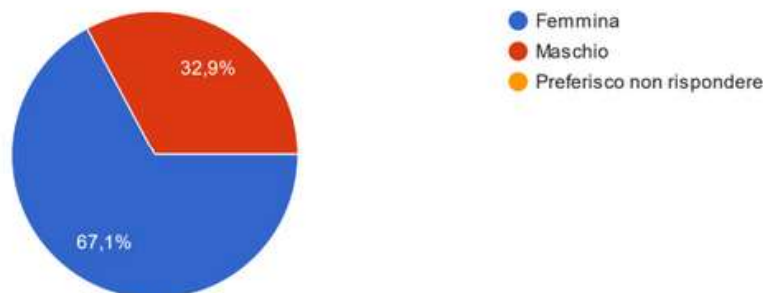
Methodology

To deliver this project, the group has decided to work collaboratively to create a cohesive document. The vast majority of the information was found on the “transparent administration” part of the Municipality of Vinovo’s website and on the ISTAT website. Since on the municipality’s website there wasn’t information about the quality of life in the territory, we have decided to create a survey and submit it to the population through WhatsApp and Facebook groups, which led to a high percentage of the respondents being young (60% of the total respondents were in an age range going from 18 to 35 years old) and the oldest part of the population likely to be left out of the survey. We were able to reach a sample of 70 people who have agreed to the gather of data for the purpose of this project.


A quale fascia di età appartieni?
70 risposte



Sesso
70 risposte



Contacts

Website: <https://www.comune.vinovo.to.it/it-it/home> 

Mayor: mayor@vinovo.it

Executive committee: executive.commettee@vinovo.it

Office Hours

Give a look to the following link to know when the different offices are open

<https://www.comune.vinovo.to.it/it-it/amministrazione/uffici/orari> 

This work was completed as part of the Public Management course at the School of Advanced Studies (SAA), University of Turin, under the supervision of Prof. Valerio Brescia. The elements presented in this assignment have been developed in accordance with the guidelines defined by Professors Paolo Biancone, Silvana Secinaro, Valerio Brescia, and Davide Calandra.